

# FRESH FRUIT<sup>®</sup> EXPRESS

No  
added  
sugars


## Smoothieconcept

freshly mixed for you



100% fruit Smoothies, Milkshakes and Cocktails  
[www.freshfruit.express](http://www.freshfruit.express)

## FRESH FRUIT<sup>®</sup> EXPRESS



# FRESHLY BLENDED FOR YOU

# Introduction

In 1993, I - Uko Vegter - travelled through Brazil for 5 weeks. Brazilian cuisine has an enormous amount of different dishes, fruits and drinks. Because of the enormous variety of fruit in Brazil, they sell many delicious fresh smoothies. Consequently, I often drank a fresh smoothie from a stall in each city I visited.

When I wanted to expand my business in 2007, I thought back to my travels through Brazil and those delicious, healthy smoothies. I was convinced there would be a market for them in Europe and I decided to introduce them in the Netherlands first. The principle was to offer the same flavours I tasted there to the hospitality sector as a complete concept. By that time, there was much more public attention for health. I responded to that trend by using special frozen smoothie fruit that did not require any added sugar.

In addition, it was important that our smoothies would not be quick to separate. We perfected the process by adding a smoothie base fruitjuice to blend with and introduced three veggie variants. We marketed the fruit and veggie smoothies under the names Fresh Fruit Express and Veggie Express.

But that was not all. To ensure quality, it was very important to use an affordable and very user-friendly blender. Consequently, we developed a range of our own high-quality blenders. Things took off after that. Now, we offer our smoothie concept in 17 countries and are an important blender distributor.

We are very proud of this achievement and our complete solution for the food service industry. We hope that you will get as many positive reactions from your customers as we get from our hospitality entrepreneurs each and every day.

Please feel free to call me or one of my colleagues if you want to know more about our products!



**Uko Vegter**

Founder at Fresh Fruit Express International BV

Since 2007, I've been happily working on selling, distributing and developing the smoothie concept. Every day we make customers happy with a healthy choice for their food service and catering establishment.

**TASTY,  
HEALTHY  
AND EASY**

# The concept

## Smoothies

There is a clearly visible trend towards healthier and more conscious eating throughout Europe. Fruit is an indispensable part of a healthy diet. Smoothies align with this trend perfectly, and are sold in the hospitality and catering business more and more.

Fresh Fruit Express has been a fast-growing organisation within Europe with a strong vision and focus since 2007. Fresh Fruit Express aims to stimulate the consumption of fruit and vegetables through the sale of a trendy and healthy fruit & vegetable concept in the food service and catering sectors.

## Fruits and vegetables

In addition to our 9 Fresh Fruit Express frozen fruit mixes, we also supply 4 Veggie Express frozen veggie mixes that you all prepare with the same Fresh Fruit Express Smoothie base fruitjuice.

## What do you need?

All you need to get started is one of our professional blenders, the 9 flavours of frozen fruit mixes and 4 flavours of vegetable mixes, the 100% fruit base juice and the Pina Colada instant mix. In addition to attractive promotional materials such as posters and menus, there are also special printed Fresh Fruit Express take-away cups. All these products can be found in our web shop. Look in our web shop to determine exactly what you need.

## What else can you make with our products?

With a small adjustment, our concept can also be used to prepare a fruit milkshake, cocktail, smoothie bowl, dessert, amuse or fruit shot. For a fresh Pina Colada, for example, replace part of the juice with rum, such as Bacardi Lemon.

## Our focus

**Taste:** only ripe and flavourful fruits are used.

**Health:** no sugars are added, not even through the Smoothie base juice.

**Quick and easy:** prepare a smoothie from the freezer in 35 seconds.

**Communication:** promotion like menu cards to support sales.

**Blenders:** we support the customer with affordable and very user-friendly blenders.

## Perfect for the hospitality industry

The Fresh Fruit Express concept offers a company in the foodservice business the possibility of preparing fresh smoothies, fruit milkshakes, smoothie bowls and cocktails with a very low investment.

Our boxes come in different colours so that you can easily find them in your deep-freeze compartment. They also make optimal use of your freezer compartment with 20 fruit mixes in a box.

## Interested in our concept?

Invite us for a demonstration and we will show you why our concept can be so profitable for you as an entrepreneur. During this demonstration, we will show you how to prepare our smoothies. And we will tell you all the important details of how our smoothie concept can be a very profitable contribution to your business. Naturally, you can also taste the smoothies.

## FRESH FRUIT<sup>®</sup> EXPRESS



## SMOOTHIE BASE FRUIT JUICE

**Smoothie base fruit juice for all smoothies, milkshakes, cocktails and smoothie bowls!**

The Fresh Fruit Express base fruit juice forms the basis for all our smoothies. Blend 250 ml for a fruit smoothie and 300 ml for a veggie smoothie. You can also use the smoothie base juice for other recipes such as cocktails and smoothie bowls!

The Fresh Fruit Express smoothie base fruit juice is a combination of apple juice and mango puree. No preservatives or extra sugar has been added to the juice. Because of this we can guarantee a 100% fruit smoothie.

Our smoothie base fruit juice gives our smoothies that unique twist. So that together with our special smoothie fruit they are considered as a unique taste experience.

With 1 pack of Smoothie base fruit juice you can prepare 6 fruit smoothies or 5 veggie smoothies.

**Shelf life 7 days after opening the**



**Fresh Fruit Express**

**Article no.**

**Items per box**

**Price**





**Smoothie Base Fruit Juice**

171250

8 x 1,5 liter

Prices see website

## FRESH FRUIT<sup>®</sup> EXPRESS



# 100% FRUIT!

# Fresh Fruit Express Fruit Smoothies

## Why Fresh Fruit Express?

Fresh Smoothies are an important category in the hospitality and catering industry. Fresh Fruit Express is a handy Smoothie concept that allows you to respond to this health trend with a relatively small investment in a professional blender. Fresh Fruit Express offers 9 different frozen fruit combinations, smoothie base juice and Pina Colada instant mix. This allows you to prepare a delicious Smoothie, Fruit Milkshake, Cocktail or Smoothie bowl quickly and easily.

Each bag contains 150 g of special deep-frozen fruit. Smoothie base juice also consists of 100% Smoothie fruit. With 250 ml of base smoothie juice and a bag of frozen fruit, you can prepare a delicious fresh 100% fruit Smoothie of 400 ml in 35 seconds, directly from the freezer.

The Fresh Fruit Express Smoothies will not separate for 4-5 hours after preparation, which also makes it easy to prepare them well before consumption. With the Fresh Fruit Express blender, you can prepare 240 fresh Smoothies in 1 hour.

## Blender

For best results, use the professional low-noise blenders of our own brand or one of the other brands from our web shop. These blenders are only available via Fresh Fruit Express.

## Preparation method

1. Pour 250 ml of Smoothie base juice into a professional blender.
2. Then empty the frozen bag with 150 g of frozen fruit into the blender. (For a fruit milkshake, also add frozen yoghurt, soft serve or ice cream).
3. Blend your combination.
4. Pour the  $\pm$  400 ml Smoothie, Milkshake or Cocktail in a large glass or in a Fresh Fruit Express disposable and present it with a straw of at least 8 mm.
5. In our blenders, you can prepare up to 3 smoothies at the same time.

## Ordering

The 9 frozen fruit mixes, the 4 frozen veggie mixes, the smoothie base fruit juice and the Pina Colada instant mix are available at your distributor. See our website for order lists and preparation lists.

## Shelf life

Our 9 frozen fruit mixes, the base fruit juice and the Pina Colada instant mix are available from almost all wholesalers and have a minimum shelf life of 6-12 months. You can enjoy selling fresh smoothies with our frozen concept during the whole year!



# Veggie Express

## Veggie Smoothies

### Why Veggie Express?

More and more consumers are aware of the relationship between health and nutrition. Fresh Fruit Express has been responding to this trend for several years now with a unique Fruit Smoothie Concept. Every hospitality entrepreneur can quickly and easily prepare delicious Fruit Smoothies made from fresh fruit using frozen bags of various Fruit combinations, Smoothie base fruit juice and a blender.

We saw a growing demand for Veggie smoothies. Fresh Fruit Express has succeeded in developing a truly tasty Vegetable Smoothie concept under the name Veggie Express. Three well-balanced vegetable combinations in sachets of 150 g, supplemented with 300 ml Fresh Fruit Express Smoothie base fruit juice form the basis of these very tasty Veggie Smoothies.

### Fast and easy

You don't need much to get started with the Veggie Express Smoothies concept. All you need is a good blender, Smoothie base juice and our 4 Veggie Express vegetable mixes.

The 4 vegetable mixes of Veggie Express and Smoothie base juice of Fresh Fruit Express are available through your wholesaler. See our website for order lists and preparation lists.

### Preparation method

1. Pour 300 ml of Smoothie base fruit juice into a professional blender.
2. Then empty the frozen Veggie sachet with 150 g of frozen vegetables into the blender.
3. Blend your combination.
4. Pour the smoothie into a glass or a 400 ml disposable cup and present it with a straw of at least 8 mm.
5. In our blenders, you can prepare up to 3 smoothies at the same time.

### Blender




For best results, use the professional low-noise blenders of our own brand or one of our other brands. These blenders are only available via Fresh Fruit Express.t

### Promotion

Request free posters, menu and table cards from Fresh Fruit Express to support this unique and fresh Veggie Smoothie concept. Our smoothie disposables are available in our web shop.



**VEGGIE<sup>®</sup>**  
**EXPRESS**



**TASTY**  
**& HEALTHY**

## FRESH FRUIT<sup>®</sup> EXPRESS

	Fresh Fruit Express	Article no.	Items per box	Price
	<b>Smoothie Base Fruit Juice</b>	171250	8 x 1,5 liter	Prices see website
	<b>Tropical smoothie fruitmix</b> strawberry - banana	171430	20 x 150 g	Prices see website
	<b>Sunshine smoothie fruitmix</b> pineapple - mango	171431	20 x 150 g	Prices see website
	<b>Paradise smoothie fruitmix</b> mango - strawberry	171432	20 x 150 g	Prices see website
	<b>Fantasy smoothie fruitmix</b> raspberry - mango	171433	20 x 150 g	Prices see website
	<b>Sunset smoothie fruitmix</b> raspberry - strawberry	171434	20 x 150 g	Prices see website
	<b>Strawberry smoothie fruitmix</b> strawberry	171445	20 x 150 g	Prices see website
	<b>Morning Glory smoothie fruitmix</b> pineapple - strawberry	171446	20 x 150 g	Prices see website

## FRESH FRUIT<sup>®</sup> EXPRESS



**Palmbeach smoothie fruitmix**  
mango - banana

171435

20 x 150 g

Prices see website



**Blueberry smoothie fruitmix**  
bosbessen

171436

20 x 150 g

Prices see website

## VEGGIE<sup>®</sup> EXPRESS

### Veggie Express

### Artikelnr.

### Inhoud per doos

### Levering



**Orange veggie smoothiemix**  
carrot pepper yellow  
celery ginger

171438

20 x 150 g

Prices see website



**Green veggie smoothiemix**  
spinach broccoli  
parsnip apple

171439

20 x 150 g

Prices see website



**Red veggie smoothiemix**  
pepper red tomato carrot  
parsnip beetroot

171440

20 x 150 g

Prices see website



**Green Tornado  
veggie smoothiemix**  
banana - pineapple - mango -  
spinach

171447

20 x 150 g

Prices see website

## FRESH FRUIT<sup>®</sup> EXPRESS



### Pina Colada Cocktail

pineapple mango  
**pina colada instantmix**  
rum



### Baileys Cocktail

strawberry banana  
baileys



### Gin Cocktail

blueberry  
gin



### Red Daiquiri Cocktail

raspberry strawberry  
rum

**TASTY,  
HEALTHY  
& ALCOHOL**

# Cocktails

## Pina Colada

To prepare a delicious Pina Colada cocktail quickly, we have the perfect solution. The Fresh Fruit Express Pina Colada Instant mix. You add this instant mix to the pineapple mango smoothie in the blender, together with alcohol, in order to prepare a fresh pina colada.

### Blender

For best results, use the professional low-noise professional blenders of our own brand or one of our other brands. These blenders are only available at the Fresh Fruit Express webshop.

### Preparation method for other fruit cocktails

With the other fruit cocktails, replace the sunshine mix with the fruit mixes on the menu and the rum with Baileys, Gin or Vodka. Then also add 2 or 3 ice cubes.

## Preparation method Pina Colada

1. Pour 250 ml Fresh Fruit Express smoothie base juice in a professional blender
2. Then empty the frozen Fresh Fruit Express pineapple and mango fruit bag of 150 g into the blender
3. Add 3 to 5 ice cubes and lemon juice
4. Add 50 g of Fresh Fruit Express Pina Colada Instant mix.
5. Add 35 ml rum
6. Then mix your combination very finely
7. Pour the cocktail into a glass or a disposable cup and present it with a straw of at least 8 mm

## Pina Colada Milkshake

Prepare a Pina Milkshake in the blender with 150 ml milk, 3 to 5 ice cubes and 50 gram or 3 scoops Pina Colada instant mix. In a Slush the ratio is 2 x 500 g powder with 3 liters of long-life whole milk.



**Fresh Fruit Express**

**Item no.**

**Items per box**

**Price**




**Pina Colada instantmix**  
120 consumptions

171245

**12 bags x 500 gr**

Prices see website

Viareggio®



# The ice-cold coffee sensation

# Viareggio®

## Viareggio Cool Cappuccino Concept

Cool Cappuccino has been a great success for years. More and more people are also discovering this refreshing coffee drink. Just as hot tea became ice tea, hot coffee is being drunk cold more and more.

Cool Cappuccino also appeals to new target groups such as young people. In short: cold coffee is hot. Viareggio is a handy Cool Cappuccino concept, with which you can respond easily to this increasing demand for cold coffee drinks. You can prepare a tasty and ice-cold cool cappuccino in the blender or slush in only 40 seconds.

## Benefits

- Quick, easy and freshly prepared
- Long shelf life
- With 1 bag of 500 g of Viareggio Cool Cappuccino powder you can prepare up to 10 cups of Cool Cappuccino
- Very attractive margins

## Slush

Of course, you can also prepare the Cool Cappuccino in a Slush machine. You combine 2 bags x 500 g of powder with 3 liters of full cream longlife milk. For the Baileys variant in the Slush, add 300 ml of Baileys with each 3 litres of milk.

## Preparation method

1. Pour 150 ml of milk or water into the blender.
2. Then add 50 g or 3 scoops of Viareggio Cool Cappuccino instant mix per consumption.
3. Then add 3 to 12 **dry** ice cubes per consumption.
4. For the exclusive Baileys variant, replace 35 ml of milk with 35 ml of Baileys.
5. Press the Pulse button a few times until the ice is crushed. Then mix your combination in 40 seconds.
6. Present the Cool Cappuccino (possibly with whipped cream and cacao) with a straw in a 350 ml glass or disposable.

## Baileys

For true lovers, replace 35 ml of milk with Baileys, giving the Viareggio Cool Cappuccino concept an exclusive appearance and taking advantage of Baileys' enormous brand awareness.



**Viareggio**

**Cool Cappuccino  
instantmix**

**Item no.**

171246

**Items per box**

**12 bags x 500 g**

**Price**

Prices see website



# Viareggio®

## Viareggio Vanilla instantmix

Viareggio Cool Cappuccino has been a big success for years now.

We just added the Viareggio Vanilla instant mix to our assortment. You can prepare a tasty and ice cold vanilla milkshake in the blender or the slush.

### Advantages

- Quick, easy and freshly prepared
- Long shelf life
- Very attractive margins
- Really delicious

### Slush

Of course, you can also prepare the Vanilla Milkshake in a Slush machine.

You combine 2 bags x 500 g of powder with 3 liters of full cream longlife milk.

For the Fruit Milkshake variant in the Slush add 750 ml of smoothie fruit that you first mix in the blender with as little as possible base juice.

## Preparation method:

1. Pour 150 ml of milk or water into the blender.
2. Then add 50 g or 3 scoops of Viareggio Cool Cappuccino instant mix per consumption.
3. Then add 3 to 12 dry ice cubes (400 ml) per consumption.
4. For the exclusive Baileys variant, replace 35 ml of milk with 35 ml of Baileys.
5. Press the Pulse button a few times until the ice is crushed. Then mix your combination in 40 seconds.
6. Present the Fruit milkshake or the Vanilla Milkshake with a straw in a glass or cup.

**Viareggio**

**Article no. Content per box**

**Price**

**Vanilla  
instant mix**

171247

**12 bags x 500 g**

Prices see website

# Smoothie bowls

## Smoothie bowls

Fresh Fruit Express introduced their smoothie concept in 2007. Consequently, the step to smoothie bowls was not so big for us. The thickness of the smoothie bowl differs from that of the smoothies. Moreover, you have the possibility to decorate the smoothie bowls with various toppings such as pieces of fruit, seeds, muesli, nuts or coconut grater. These toppings give the smoothie bowl their attractive appearance!

## Why smoothiebowl?

In recent years, the smoothie bowl has really become a trend. It is quick to prepare and suitable for breakfast, lunch or as a snack. The full texture of the bowl in combination with the toppings gives a full feeling. You can finish the smoothie bowl yourself with toppings, so each bowl is unique!

## Prices

For each smoothie bowl, you pay approximately € 1,05 for 100 ml of base smoothie juice and a bag of fruit mix. If you add 2 x 150 g bananas, you will end up with a price of approximately € 1,35 excluding toppings.

## Serving tips

Serve your smoothie bowls, for example, in environmentally friendly handmade coconut bowls.



## Preparation method

1. Pour 100 ml of smoothie base juice into the blender cup
2. Add 2 (frozen) bananas
3. Add the fruit mix of your choice
4. Blend briefly and at a low speed (setting 4 on the Fresh Fruit Express blender) for a firm mass
5. Put the toppings such as pieces of fruit, seeds, muesli, nuts or coconut grater on the smoothie bowl

## Why Fresh Fruit Express?

When using our frozen sachets of fruit and smoothie base juice, you can enjoy a long shelf life. The high quality of our smoothie base juice in combination with the frozen fruit bags gives the unique taste of Fresh Fruit Express to the smoothie bowls. Our frozen fruit mixes are available at many distributors.

## FRESH FRUIT<sup>®</sup> EXPRESS



**EASY,  
HEALTHY  
& FUN**

# Promotional material

## Promoting smoothies at your location!

When selling the Fresh Fruit Express smoothie concept in your location you can use our Fresh Fruit Express promotional material, so you can promote our products. Request free posters, menus and table cards at Fresh Fruit Express to support our unique Smoothie concept. All promotional materials and disposables can be ordered at our website: [www.freshfruit.express](http://www.freshfruit.express)



# BOOST YOUR SALES



Cool Cappuccino

Piña Colada Milkshake

Vanilla Milkshake

Cool Cappuccino with Baileys

Cappuccino & Milkshake

Cappuccino



**PINA COLADA COCKTAIL**

- ananas + mango + kokos + rum
- ananas + mangue + noix de coco + rum
- pineapple + mango + coconut + rum
- piña + mango + coco + ron
- ananas + mango + kokosnuss + rum
- ananas + mango + noce di cocco + rum



**BAILEYS COCKTAIL**

- aardbeien + banaan + baileys
- fraises + banane + baileys
- strawberry + banana + baileys
- fresa + plátano + baileys
- erdbeeren + banana + baileys
- fragola + banana + baileys



**GIN COCKTAIL**

- bosbessen + gin
- myrtilles + gin
- blueberry + gin
- arandano + ginebra
- heidelbeeren + gin
- mirtillo + gin



**RED DAIQUIRI COCKTAIL**

- aardbeien + rum
- fraises + rhum
- strawberry + rum
- fresa + ron
- erdbeeren + rum
- fragola + rum



**FRUIT MILKSHAKES**

- fruitmix + ijs
- mélange de fruits + crème glacée
- fruitmix + icecream
- mezcla de frutas + helado
- fruchtmischung + eiscreme
- mix di frutta + gelato

Each fruit smoothie is also possible as a fruit milkshake

Fruit Milkshake

# Smoothie

freshly blended for you



100% fruit Smoothies, Milkshakes and Cocktails  
[www.freshfruit.express](http://www.freshfruit.express)

## Smoothies

No  
added  
sugar

## FRESH FRUIT® EXPRESS

100%  
Fruit

## VEGGIE® EXPRESS

No  
added  
sugar

**TROPICAL SMOOTHIE**

- aardbeien + banaan
- fraises + banane
- strawberry + banana
- fresa + plátano
- erdbeeren + banana
- fragola + banana

**SUNSHINE SMOOTHIE**

- ananas + mango
- ananas + mangue
- pineapple + mango
- piña + mango
- ananas + mango
- ananas + mango

**PARADISE SMOOTHIE**

- mango + aardbeien
- mangue + fraises
- mango + strawberry
- mango + fresa
- mango + erdbeeren
- mango + fragola

**STRAWBERRY FRUITMIX SMOOTHIE**

- aardbeien
- fraises
- strawberry
- fresa
- erdbeeren
- fragola

**MORNING GLORY FRUITMIX SMOOTHIE**

- ananas + aardbeien
- ananas + fraises
- pineapple + strawberry
- piña + fresa
- ananas + erdbeeren
- ananas + fragola

**PALMBEACH SMOOTHIE**

- mango + banaan
- mangue + banane
- mango + banana
- mango + plátano
- mango + banana
- mango + banana

**BLUEBERRY SMOOTHIE**

- bosbessen
- myrtilles
- blueberry
- arandano
- heidelbeeren
- mirtillo

**SUNSET SMOOTHIE**

- frambozen + aardbeien
- framboises + fraises
- raspberry + strawberry
- framboesa + fresa
- himbeeren + erdbeeren
- lampone + fragola

**FANTASY SMOOTHIE**

- frambozen + mango
- framboises + mangue
- raspberry + mango
- framboesa + mango
- himbeeren + mango
- lampone + mango

**GREEN TORNADO SMOOTHIE MIX**

energize

- banaan + ananas + mango + spinazie
- banane + ananas + mangue + épinards
- banana + pineapple + mango + spinach
- plátano + piña + mango + espinacas
- banana + ananas + mango + spinat
- banana + ananas + mango + spinaci

**ORANGE VEGGIE SMOOTHIE**

detox your body

- wortel + paprika + knolselderij + gember
- carotte + poivron jaune + céleri + gingembre
- carrot + pepper yellow + celery + ginger
- zanahoria + pimienta anarillo + aplo + jengibre
- karotten + paprika gelb + sellerie + ingwer
- carota + peperone giallo + sedano + zenzero

**GREEN VEGGIE SMOOTHIE**

get the power

- spinazie + broccoli + pastinaak + appel
- épinards + brocoli + panais + pomme
- spinach + broccoli + parsnip + apple
- espinacas + brócoli + chirivía + manzana
- spinat + brokkoli + patinake + apfel
- spinaci + broccoli + pastinaca + mela

**RED VEGGIE SMOOTHIE**

great for your heart and blood

- paprika + tomaat + wortel + pastinaak + rode biet
- poivron rouge + tomate + carotte + panais + betterave rouge
- pepper red + tomato + carrot + parsnip + beetroot
- pimienta rojo + tomate + zanahoria + chirivía + remolacha
- paprika rot + tomaten + karotten + pastinake + rote bete
- peperone rosso + pomodoro + carota pastinaca + barbabietola rossa





## TROPICAL SMOOTHIE

- aardbeien + banaan
- fraises + banane
- strawberry + banana
- fresa + plátano
- erdbeeren + banana
- fragola + banana



## SUNSHINE SMOOTHIE

- ananas + mango
- ananas + mangue
- pineapple + mango
- piña + mango
- ananas + mango
- ananas + mango



## PARADISE SMOOTHIE

- mango + aardbeien
- mangue + fraises
- mango + strawberry
- mango + fresa
- mango + erdbeeren
- mango + fragola



## STRAWBERRY SMOOTHIE

- aardbeien
- fraises
- strawberry
- fresa
- erdbeeren
- fragola



## MORNING GLORY SMOOTHIE

- ananas + aardbeien
- ananas + fraises
- pineapple + strawberry
- piña + fresa
- ananas + erdbeeren
- ananas + fragola

Eventueel ook verkrijgbaar als Fruit Milkshake.  
Tussen de 150 kcal en 210 kcal per glas van 400 ml.



## PALMBEACH SMOOTHIE

- mango + banaan
- mangue + banane
- mango + banana
- mango + plátano
- mango + banana
- mango + banana



## BLUEBERRY SMOOTHIE

- bosbessen
- myrtilles
- blueberry
- arandano
- heidelbeeren
- mirtillo



## SUNSET SMOOTHIE

- frambozen + aardbeien
- framboises + fraises
- raspberry + strawberry
- frambuesa + fresa
- himbeeren + erdbeeren
- lampone + fragola



## FANTASY SMOOTHIE

- frambozen + mango
- framboises + mangue
- raspberry + mango
- frambuesa + mango
- himbeeren + mango
- lampone + mango



## FRUIT MILKSHAKES

- fruitmix + ijs
- mélange de fruits + crème glacée
- fruitmix + icecream
- mezcla de frutas + helado
- fruchtmischung + eiscreme
- mix di frutta + gelato





## PINA COLADA COCKTAIL

- ananas + mango + kokos + rum
- ananas + mangue + noix de coco + rhum
- pineapple + mango + coconut + rum
- piña + mango + coco + ron
- ananas + mango + kokosnuss + rum
- ananas + mango + noce di cocco + rum



## BAILEYS COCKTAIL

- aardbeien + banaan + baileys
- fraises + banane + baileys
- strawberry + banana + baileys
- fresa + plátano + baileys
- erdbeeren + banana + baileys
- fragola + banana + baileys



## GIN COCKTAIL

- bosbessen + gin
- myrtilles + gin
- blueberry + gin
- arandano + ginebra
- heidelbeeren + gin
- mirtillo + gin



## RED DAIQUIRI COCKTAIL

- aardbeien + rum
- fraises + rhum
- strawberry + rum
- fresa + ron
- erdbeeren + rum
- fragola + rum



## GREEN TORNADO SMOOTHIE

energize

- banaan + ananas + mango + spinazie
- banane + ananas + mangue + épinards
- banana + pineapple + mango + spinach
- plátano + piña + mango + espinacas
- banana + ananas + mango + spinat
- banana + ananas + mango + spinaci



## ORANGE VEGGIE SMOOTHIE

detox your body

- wortel + paprika + knolselderij + gember
- carrot + pepper yellow + celery + ginger
- zanahoria + pimiento amarillo + apio + jengibre
- carotte + poivron jaune + céleri + gingembre
- karotten + paprika gelb + sellerie + ingwer
- carota + peperone giallo + sedano + zenzero



## GREEN VEGGIE SMOOTHIE

get the power

- spinazie + broccoli + pastinaak + appel
- spinach + broccoli + parsnip + apple
- espinacas + brócoli + chirivía + manzana
- épinards + brocoli + panais + pomme
- spinat + brokkoli + patinake + apfel
- spinaci + broccoli + pastinaca + mela



## RED VEGGIE SMOOTHIE

great for your heart and blood

- paprika + tomaat + wortel + pastinaak + rode biet
- pepper red + tomato + carrot + parsnip + beetroot
- pimiento rojo + tomate + zanahoria + chirivía + remolacha
- poivron rouge + tomate + carotte + panais + betterave rouge
- paprika rot + tomaten + karotten + pastinake + rote bete
- peperone rosso + pomodoro + carota pastinaca + barbabietola rossa

# FRESH FRUIT<sup>®</sup> EXPRESS Smoothies

No  
added  
sugar

(NEW)



Strawberry Smoothie



Tropical Smoothie



Sunshine Smoothie



Fantasy Smoothie



Sunset Smoothie



Paradise Smoothie

(NEW)



Morning Glory Smoothie



Blueberry Smoothie



Palmbeach Smoothie

(NEW)



Green Tornado  
Smoothie



Orange Veggie  
Smoothie



Green Veggie  
Smoothie



Red Veggie  
Smoothie

## Freshly blended for you

Between 150 kcal and 210 kcal for each glass  
[www.freshfruit.express](http://www.freshfruit.express)



# Cool Cappuccino



Ice Cold  
Coffee Sensation

**Viareggio®**

[www.viareggio.nu](http://www.viareggio.nu)





# Cool Cappuccino

Ice Cold  
Coffee Sensation

**Viareggio®**

[www.viareggio.nu](http://www.viareggio.nu)

# Viareggio®

Ice Cold Coffee Sensation



**Cool Cappuccino**

**Cool Cappuccino  
with Baileys**

# Blenders

## Fresh Fruit Express-blenders

Easy to use, simple and with perfect results. The Fresh Fruit Express blenders are very suitable for the preparation of our products.

## Jars

The Fresh Fruit Express jars have an unique round shape with measuring stripes to measure our smoothie base fruit juice volume. They are equipped with four sharp blender blades to blend the frozen mixes and juice every time into a delicious smoothie.

## Sound Enclosure

The blenders which are equipped with a sound enclosure reduce the noise with at least 20%.

## Smoothie programming

The blender has 4 pre-programmed keys: 1, 2 and 3 for 1, 2 and 3 smoothies and 4 for low-noise preparation. The blender stops automatically.

## Warranty and general conditions

When you buy a blender you receive 1 year of warranty. We do not provide warranty on the jars. The jars can't be cleaned in a dishwasher. The fruit mixes should not be stored colder than minus 20 degrees for easy blending.

**EXCELLENT  
VALUE FOR  
MONEY**



## FRESH FRUIT<sup>®</sup> EXPRESS



### FRESH FRUIT EXPRESS BLENDER INCLUDING SOUND ENCLOSURE WITH 2 JARS

Prices see website

Capacity jar:	1,5 litre
Size blender:	W 215 x D 274 x H 449 mm
Power:	2200 W or 3 HP
Jar:	BPA-free
Program:	4 pre-programmed keys: 1, 2 and 3 smoothies and 4 for low-noise preparation.
Colour:	Black
Speed:	27.000 – 30.000 rotations p/m
Article number blender:	FFE0020
Article number jar:	FFE0022

## FRESH FRUIT<sup>®</sup> EXPRESS



### WARING MX1500XTSEE BLENDER WITH SOUND ENCLOSURE

Prices see website

Capacity jar:	1,9 litre
Size blender:	W 240 x D 230 x H 530 mm
Power:	1500 W
Jar:	BPA-free
Program:	4 self-programmable blend cycles
Colour:	Black
Speed:	45.000 rotations p/m
Article number blender:	FFE0030
Article number jar:	FFE0031

## FRESH FRUIT<sup>®</sup> EXPRESS

### Fresh Fruit Express

### Content

### Article no.

### Price

FRESH FRUIT<sup>®</sup>  
EXPRESS

**JAR FOR FRESH FRUIT  
EXPRESS BLENDER WITH  
SOUND ENCLOSURE**

1,5L

FFE0022

Prices see website

FRESH FRUIT<sup>®</sup>  
EXPRESS

**JAR FOR FRESH FRUIT  
EXPRESS BLENDER WITHOUT  
SOUND ENCLOSURE**

2L

FFE0012

Prices see website

WARING  
COMMERCIAL

**JAR FOR WARING MX1500XT-  
SEE WITH SOUND ENCLOSURE**

1,9L

FFE0031

Prices see website

# Slush

## Viareggio Cool Cappuccino

A slush machine is perfect for making our Viareggio Cool Cappuccino. With 3 litres of full cream long-life milk and 2 bags of 500 g of Viareggio Cool Cappuccino instant mix, you can prepare Viareggio Cool Cappuccino in the slush. For the variant with Baileys, add 300 ml. You can also replace all or part of the milk with water. Our preference is for long-life full cream milk.

The Viareggio Cool Cappuccino can be kept in the slush for 5 days.

## Pina Colada en Pina Colada milkshake

You can also prepare a delicious Pina Colada, Pina Colada milkshake or Pina Colada 0.0% easy and quickly with a slush. Perfect for your counter or bar. You combine 2 bags x 500 g of Pina Colada instant mix with 3 litres of full cream milk for the Pina Colada milkshake. For the Pina Colada with alcohol, add vodka and lemon juice.

The Pina Colada (milkshake) can be kept in the slush for 5 days.

## Cofrimell

Cofrimell slush machines are perfect for Cool Cappuccino, Vanilla Milkshake and Pina Colada. Cofrimell, a family owned company from the neighbourhood of Rome, has continuously been developing their products since 1981 and has always been synonymous with trust and a constant factor for quality and design.

## Warranty and general conditions

On our slush machines, you get 1 year warranty.

# FRESH FRUIT® EXPRESS

## Fresh Fruit Express

## Prijs



### COFRIMELL SLUSH BLACK 1 X 10 LITER

Prices see website

Measurements	21x53x84 cm (wxdxh)
Material	Stainless steel staal
Model	Oasis Standard
Execution	Elektric
Power	530 Watt
Artikelnummer	Slush C1x10

### COFRIMELL SLUSH BLACK 2 X 10 LITER

Prices see website

Measurements	40x53x84 cm (wxdxh)
Material	Stainless steel
Model	Oasis Standard
Execution	Elektric
Power	830 Watt
Artikelnummer	Slush C2x10

### COFRIMELL SLUSH BLACK 3 X 10 LITER

Prices see website

Measurements-	60x53x84 cm (wxdxh)
Material	Stainless steel
Model	Oasis Standard
Execution	Elektric
Power	1100 Watt
Artikelnummer	Slush C3x10

Slush C1x10



Slush C2x10



Slush C3x10

# Disposables

## Smoothie experience

With the disposables of Fresh Fruit Express, we offer you a real smoothie experience. Moreover, they make the smoothie look delicious and the product recognisable for the customer.

## Take Away

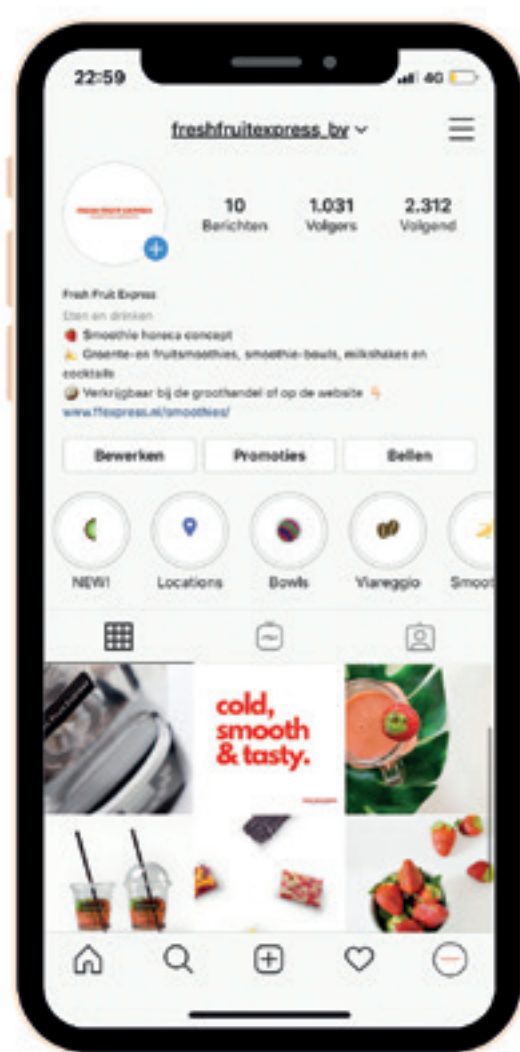
Fresh Fruit Express disposables are ideal for home delivery or take away.



# FUN & EASY





**FRESH FRUIT<sup>®</sup>  
EXPRESS****FOLLOW US!**

@freshfruitexpress\_bv












@freshfruitexpressbv



Fresh Fruit Express

[www.freshfruit.express](http://www.freshfruit.express)**#FRESHFRUITEXPRESS**







## Preparation manual Blenders Fresh Fruit Express (FFE) OTJ 800, Moosha, Vita Easy and Solis Perfect Blender Pro **FRUIT OR VEGGIE SMOOTHIE**



- Pour **250 ml** Fresh Fruit Express Smoothie Express base fruit juice\* for each fruit smoothie or 300 ml Fresh Fruit Smoothie Express base fruit juice\* for each veggie smoothie in the blender.
- Put 1 **frozen** Fresh Fruit Express bag or 1 **frozen** Veggie Express bag with 150 g of frozen fruit or frozen vegetables in the blender.
- Then turn on the blender and wait for about 30-40 seconds until the smoothie is blended. 2 and 3 smoothies need about 15 to 45 seconds longer. **One veggie smoothie takes about the same time as 2 Fruit Smoothies.** (for the OTJ 800 blender, 35 sec. for 1 fruit smoothie, 60 sec. for 2 fruit smoothies and 90 sec. 3 fruit smoothies, FFE blender, push button 1 for 1 fruit smoothie, button 2 for 2 smoothies, button 3 for 3 fruit smoothies and button 4 for 1 fruit smoothie with less noise)
- Then turn off the blender again.
- Pour the smoothie into a large glass (400 ml) or our special smoothie disposable cup and present them with our coloured straws with a diameter of 8 mm (see our web shop).



\* You use Fresh Fruit Express Smoothie Base Fruit juice 100% fruit.

## **FRUIT MILKSHAKE**

- Pour **250 ml** Fresh Fruit Express Smoothie Express base fruit juice\* in the blender.
- Put 1 **frozen** Fresh Fruit Express bag with 150 g of frozen fruit in the blender.
- Add soft ice-cream, milkshake or 2 scoops of ice-cream for each milkshake.
- Then turn on the blender and wait until the fruit milkshake is blended. 2 and 3 fruit milkshakes need about 30 to 60 seconds longer.



## Preparation manual Blenders Fresh Fruit Express (FFE) OTJ 010, FFE, Vita Easy and Solis Perfect Blender Pro **FRESH PINA COLADA / COCKTAILS**

- Pour 250 ml FFE Base fruit juice in the blender for each cocktail.
- Add 35 ml Bacardi Lemon or rum\* for each Pina Colada\*\*.
- Put 1 **frozen** FFE bag with 150 g of pineapple mango\*\*\* in the blender for the Pina Colada cocktail. With Pina Colada and Red Daiquiri, you can add lemon juice.
- Add two spoons of our FFE Pina Colada instant mix (50 gr.) for each Pina Colada\*\*\*\*.
- Add another 3-5 ice cubes.
- Then turn on the blender and wait until the cocktails are blended.
- Pour the smoothie into a large glass (400 ml) or our special smoothie disposable cup and present them with our coloured straws with a diameter of 8 mm (see our web shop).

\* For our other cocktails replace the rum by Baileys, Gin or Vodka (see our menu card).

\*\* For a Pina Colada or other fruit cocktail without alcohol, don't add alcohol.

\*\*\* For our other cocktails use our smoothie fruit mixes which are mentioned on the menu card.

\*\*\*\* Don't use coco powder for our other cocktails.


### Other important points:

- Order our Smoothie and transparent cups and coloured straws at our web shop on the website.
- It is not necessary to wash the jars every time with water after blending. Blend from light to dark.
- Don't use the dishwasher, because it shortens the life of your jars.
- With FFE Smoothie Base fruit juice your fruit smoothies are 100% fruit and contain less calories. Also perfect as the base for our veggie smoothies.
- **It is very important that you don't freeze your fruit and veggie mixes colder than minus 18-20 degrees.**
- You can prepare your smoothie in advance, because our smoothies don't start separating for 4-6 hours in the fridge. Smoothies can be sold for 48 hours after preparation. You can prepare 60 smoothies in 15min.
- If you blend large quantities remove the frozen bags from the freezer at least 5 minutes in advance. Blend the fruit mixes with largest fruit chunks at the end (for example Mango-Banana).
- Don't add ice cubes with our smoothies and fruit milkshakes. With cocktails, you can add ice cubes.
- You can also use our fruit smoothies/cocktails as fruit shots with a High Tea, reception or like an amuse.
- De fruit milkshake is also used as dessert. (for example: raspberry-mango with chocolate ice-cream).
- It is also fun to offer different small 100 ml smoothies as Smoothie festival.
- Don't blend more than 3 fruit or veggie smoothies at the same time. Your jar will break!
- We advise you to use the IKEA Godis glass 40 cl (is 400 ml or 400 cc).
- **You can also prepare a Pina Colada milkshake with 3 litres of full cream long-life milk and 2 x 500g Pina Colada Instant mix in a Slush. 5 days shelf life. Slush machines are available at our website.**



## Preparation manual Blenders Fresh Fruit Express (FFE) with Waring blender **FRUIT OR VEGGIE SMOOTHIE**

- Pour **250 ml** Fresh Fruit Express Smoothie Express base fruit juice\* for each fruit smoothie or 300 ml Fresh Fruit Smoothie Express base fruit juice\* for each veggie smoothie in the blender.
- Put 1 **frozen** Fresh Fruit Express bag or 1 frozen Veggie Express bag with 150 g of frozen fruit or frozen vegetables in the blender.
- Then turn on the blender and push button 1 for 1 fruit smoothie, button 2 for 2 fruit smoothies and button 3 for 3 fruit smoothies, button 4 is for 1 fruit smoothie with less noise. **One veggie smoothie takes about the same time as 2 fruit smoothies.**
- Then turn off the blender again.
- Pour the smoothie into a large glass (400 ml) or our special smoothie disposable cup and present them with our coloured straws with a diameter of 8 mm (see our webshop).



*\* You use Fresh Fruit Express Smoothie Base Fruit juice 100% fruit.*

## **FRUIT MILKSHAKE**

- Pour **250 ml** Fresh Fruit Express Smoothie Express base fruit juice\* in the blender.
- Put 1 **frozen** Fresh Fruit Express bag with 150 g of frozen fruit in the blender.
- Add soft serve ice-cream, milkshake or 2 scoops of ice-cream for each milkshake.
- Then turn on the blender and push button 2 and wait until the fruit milkshake is blended. 2 fruit milkshakes can be blended with button 3.





## Preparation manual Blenders Fresh Fruit Express (FFE) with Waring blender **FRESH PINA COLADA / COCKTAILS**

- Pour 250 ml FFE Base fruit juice in the blender for each cocktail.
- Add 35 ml Bacardi Lemon or rum\* for each Pina Colada\*\*.
- Put 1 **frozen** FFE bag with 150 g of pineapple mango\*\*\* in the blender for the Pina Colada cocktail. With Pina Colada and Red Daiquiri, you can add lemon juice.
- Add two spoons of our FFE Pina Colada instant mix (50 gr.) for each Pina Colada\*\*\*\*.
- Then add 3-5 ice cubes.
- Then turn on the blender and wait until the cocktails are blended. Button 2 is for 1 cocktail.
- Pour the smoothie into a large glass (400 ml) or our special smoothie disposable cup and present them with our coloured straws with a diameter of 8 mm (see our webshop).

\* For our other cocktails replace the rum by Baileys, Gin or Vodka (see our menu card).

\*\* For a Pina Colada or other fruit cocktails without alcohol don't add alcohol.

\*\*\* For our other cocktails use our smoothie fruit mixes which are mentioned on the menu card.

\*\*\*\* Don't use coco powder for our other cocktails.

### Other important points:

- Order our Smoothie and transparent cups and coloured straws at our webshop on the website.
- It is not necessary to wash the jars every time with water after blending. Blend from light to dark.
- Don't use the dishwasher, because it shortens the life of your jars.
- With FFE Smoothie Base fruit juice your fruit smoothies are 100% fruit and contain less calories. Also perfect as the base for our veggie smoothies.
- **It is very important that you don't freeze your fruit and veggie mixes colder than minus 18-20 degrees.**
- You can prepare your smoothie in advance, because our smoothies don't go separating for 4-6 hours in the fridge. Smoothies can be sold for 48 hours after preparation. You can prepare 60 smoothies in 15min.
- If you blend large quantities remove the frozen bags from the freezer at least 5 minutes in advance. Blend the fruit mixes with largest fruit chunks at the end (for example Mango-Banana).
- Don't add ice cubes with our smoothies and fruit milkshakes. With cocktails, you can add ice cubes.
- You can also use our fruit smoothies/cocktails as fruit shots with a High Tea, reception or like an amuse.
- De fruit milkshake is also used as dessert. (for example: raspberry-mango with chocolate ice-cream).
- It is also fun to offer different small 100 ml smoothies as Smoothie festival.
- Don't blend more than 3 fruit or veggie smoothies at the same time. Your jar will break!
- We advise you to use the IKEA Godis glass 40 cl (is 400 ml of 400cc).
- **You can also prepare a Pina Colada milkshake with 3 litre full cream long-life milk and 2 x 500g Pina Colada Instant mix in a Slush. 5 days shelf life. Slush machines are available at our website.**





## Preparation manual Viareggio Cool Cappuccino OTJ 800, FFE (Fresh Fruit Express), Vita Easy Blender

### Cool Cappuccino

- Pour **100 ml** milk or water for each Cool Cappuccino in the blender.
- Add **50 g** or **3 spoons Viareggio Cool Cappuccino instant mix**.
- Add **(soft serve) ice-cream** or **3-12 dry ice cubes** for each Cool Cappuccino. After blending the cool cappuccino should have the same thickness as a smoothie.
- For FFE : First push Pulse several times to crush the ice and then push button 1 (35s), 2 (60s) or 3 (90s) for 1 to 3 Cool Cappuccinos.
- Pour the smoothie into a large glass (400 ml) or our special transparent disposable cup and present them with our coloured straws with a diameter of 8 mm (see web shop).
- You could add some cream or cacao powder on the top.



### Cool Cappuccino with Baileys

- Pour 35 ml Baileys and **65 ml** milk or water **for each** Cool Cappuccino in the jar.
- Add **50 g** or **3 spoons Viareggio Cool Cappuccino instant mix**.
- Add **(soft serve) ice-cream** or **3-12 dry ice cubes** for each Cool Cappuccino. After blending the cool cappuccino should have the same thickness as a smoothie.
- For FFE: First push Pulse several times to crush the ice and then push button 1 (35s), 2 (60s) or 3 (90s) for 1 to 3 Cool Cappuccino's.
- Pour the smoothie into a large glass (400 ml) or our special transparent disposable cup and present them with our coloured straws with a diameter of 8 mm (see web shop).
- You could add some cream or cacao powder on the top.

### Other important points:

- Put the Cool Cappuccino powder in a plastic container for easy to use operations.
- Table cards and posters, you can order through our website or your local distributor.
- **You can also prepare the Cool Cappuccino with 3 litres of full cream long-life milk and 2 x 500g Cool Cappuccino Instant mix in a Slush. 5 days shelf life. Slush machines are available at our website. For Baileys version add 300 ml of Baileys.**
- Order our Smoothie and transparent cups and coloured straws at our webshop on the website.
- We advise you to use the IKEA Godis glass 40 cl (is 400 ml of 400 cc).



## Preparation manual Viareggio Cool Cappuccino with Waring blender

### Cool Cappuccino

- Pour **100 ml** milk or water for each Cool Cappuccino in the blender.
- Add **50 g** or **3 spoons Viareggio Cool Cappuccino instant mix**.
- Add **(soft serve) ice-cream** or **3-12 dry ice cubes** for each Cool Cappuccino. After blending the cool cappuccino should have the same thickness as a smoothie.
- First push Pulse several times to crush the ice and then push button 1, 2 or 3 for 1 to 3 Cool Cappuccino's.
- Pour the smoothie into a large glass (400 ml) or our special transparent disposable cup and present them with our coloured straws with a diameter of 8 mm (see webshop).
- You could add some cream or cacao powder on the top.



### Cool Cappuccino with Baileys

- Pour 35 ml Baileys and **65 ml** milk or water **for each** Cool Cappuccino in the jar.
- Add **50 g** or **3 spoons Viareggio Cool Cappuccino instant mix**.
- Add **(soft serve) ice-cream** or **3-12 dry ice cubes** for each Cool Cappuccino. After blending the cool cappuccino should have the same thickness as a smoothie.
- First push Pulse several times to crush the ice and then push button 1, 2 or 3 for 1 to 3 Cool Cappuccino's.
- Pour the smoothie into a large glass (400 ml) or our special transparent disposable cup and present them with our coloured straws with a diameter of 8 mm (see web shop).
- You could add some cream or cacao powder on the top.

### Other important points:

- Put the Cool Cappuccino powder in a plastic container for easy to use operations.
- Table cards and posters, you can order through our website or your local distributor.
- **You can also prepare the Cool Cappuccino with 3 litres of full cream long-life milk and 2 x 500 g Cool Cappuccino Instant mix in a Slush. 5 days shelf life. Slush machines are available at our website. For the Baileys version, add 300 ml of Baileys.**
- Order our Smoothie and transparent cups and coloured straws at our web shop on the website
- We advise you to use the IKEA Godis glass 40 cl (equals 400 ml or 400 cc).

**Fresh Fruit Express International BV**

Nassaulaan 9  
4651 AA Steenberghe NB

Tel Nederland: +31 (0) 167 54 04 00  
Tel België: +32 (0)2 40 00 898

E-mail: uko@freshfruit.express  
Facebook: freshfruitexpress  
Instagram: freshfruitexpress\_bv

**Logistiek Benelux:**

Leen Menken Foodservice Logistics  
Chroomstraat 155  
2718 RJ Zoetermeer  
Nederland

Tel: +31 (0)79-363 41 70  
E-mail: freshfruitexpress@leenmenken.nl

---

# Repair Instruction

## Blenders and jars from 29-12-2022

*Remember that blender jars should not be washed in the dishwasher. This dramatically shortens the life of your jar. You also cannot put fruit mixtures in the blender at a temperature below -19 degrees, otherwise the blender blades could break or the blender socket (in which you put the bowl) would be disturbed.*

**Step 1** Send your jar or blender directly to our technician at the following address:

Transport Partners  
to Fresh Fruit Express  
Houtzagerij 2  
4651 SN Steenberghe  
The Netherlands

**Step 2** Clearly state the return address and the problem on a cover note.

**Step 3** To return a blender with a sound enclosure, remove the sound enclosure (and save the 3 Waring screws). So you only send the bottom of the blender with the rubber mat still on it.

**Any damage to the sound enclosure is your responsibility.**  
**For any questions, you can send a WhatsApp to +31 6 21 28 56 66.**

# www.freshfruit.express



**FRESH FRUIT<sup>®</sup>  
EXPRESS**

**Smoothie Concept**

**ENJOY  
HEALTHY**